

Пользователь / Username	puhra
Дата / Date	07.06.2016 00:34:54
Имя файла / Filename	комбинезон Размер 44 окружность груди 100 см, талия 82 см, бедра 106 см
Формат / Format	A4
Кол-во листов / Pages	35




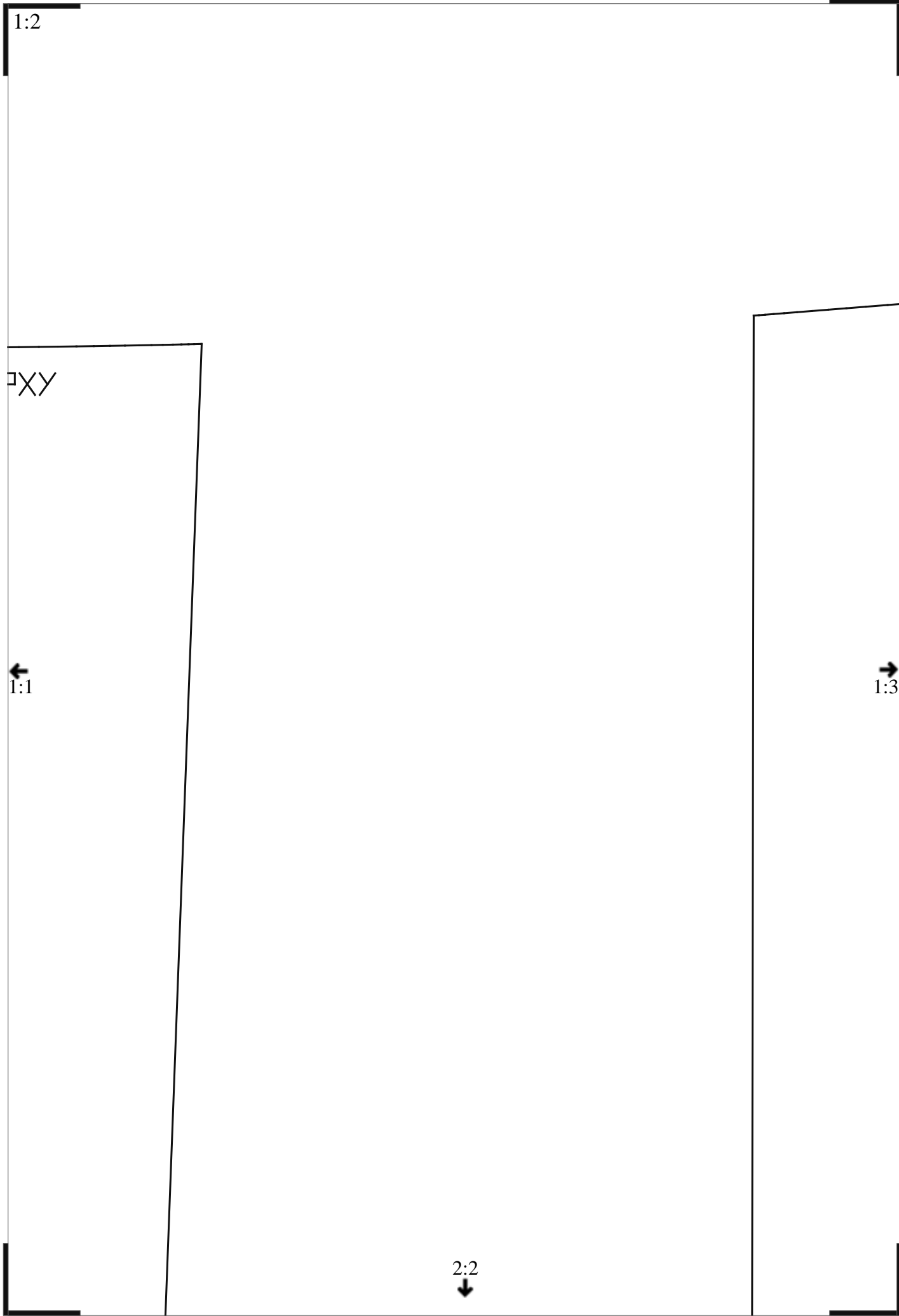
ВАЖНО

При печати этого PDF файла «Масштабирование страницы» или «Page scaling» должно быть равно «Нет» или «No»

Печать производите в «Истинный размер» или «Actual size»

Подробнее смотрите в разделе «Помощь» - «Печать PDF файлов»





1:3

ВВЕРХУ

ДОЛЕВАЯ НИТЬ

←
1:2

→
1:4

↓
2:3

1:4

1:3

1:5

ВВЕРХУ

ПЛИН КВАДРАТ

2:4

This is a technical drawing of a roof plan. The drawing shows a rectangular area with a diagonal line from the bottom-left corner to the top-right corner. The drawing is oriented with the diagonal line running from the bottom-left towards the top-right. The drawing is labeled with dimensions and a scale. The dimensions are 1:4 (top-left), 1:3 (left), 1:5 (right), and 2:4 (bottom). The scale is 1:3. The drawing is labeled with the text 'ВВЕРХУ' (Up) and 'ПЛИН КВАДРАТ' (Square). The drawing is oriented with the diagonal line running from the bottom-left towards the top-right.

1:4

1:3

1:5

ВВЕРХУ

ПЛИ КВАДРАТ

2:4

This is a technical drawing of a roof plan. The drawing shows a rectangular area with a diagonal line from the bottom-left corner to the top-right corner. The drawing is oriented with the top-right corner pointing towards the upper right. The drawing is labeled with dimensions and text. The dimensions are: 1:4 (top-left), 1:3 (left), 1:5 (right), 2:4 (bottom), and 1:5 (bottom-right). The text labels are: ВВЕРХУ (top-right), ПЛИ КВАДРАТ (center), and 2:4 (bottom). The drawing is a technical drawing of a roof plan, showing a rectangular area with a diagonal line from the bottom-left corner to the top-right corner. The drawing is oriented with the top-right corner pointing towards the upper right. The drawing is labeled with dimensions and text. The dimensions are: 1:4 (top-left), 1:3 (left), 1:5 (right), 2:4 (bottom), and 1:5 (bottom-right). The text labels are: ВВЕРХУ (top-right), ПЛИ КВАДРАТ (center), and 2:4 (bottom). The drawing is a technical drawing of a roof plan, showing a rectangular area with a diagonal line from the bottom-left corner to the top-right corner. The drawing is oriented with the top-right corner pointing towards the upper right. The drawing is labeled with dimensions and text. The dimensions are: 1:4 (top-left), 1:3 (left), 1:5 (right), 2:4 (bottom), and 1:5 (bottom-right). The text labels are: ВВЕРХУ (top-right), ПЛИ КВАДРАТ (center), and 2:4 (bottom).

1:4

1:3

1:5

ВВЕРХУ

ПЛИ КВАДРАТ

2:4

This is a technical drawing of a roof plan. It shows a rectangular area with a diagonal line from the bottom-left corner to the top-right corner. The drawing is oriented with the longer side of the rectangle on the left. The following labels and dimensions are present:

- 1:4**: Located at the top left corner.
- 1:3**: Located on the left side, with an arrow pointing left.
- 1:5**: Located on the right side, with an arrow pointing right.
- ВВЕРХУ**: Located in the upper right quadrant, rotated 90 degrees clockwise.
- ПЛИ КВАДРАТ**: Located in the lower right quadrant, rotated 90 degrees clockwise.
- 2:4**: Located at the bottom center, with an arrow pointing down.

1:4

1:3

1:5

ВВЕРХУ

ПЛИ КВАДРАТ

2:4

This is a technical drawing of a roof plan. It shows a rectangular area with a diagonal line from the bottom-left corner to the top-right corner. The drawing is oriented with the longer side of the rectangle on the left. The following labels and dimensions are present:

- 1:4**: Located at the top left corner.
- 1:3**: Located on the left side, with an arrow pointing left.
- 1:5**: Located on the right side, with an arrow pointing right.
- ВВЕРХУ**: Located in the upper right quadrant, rotated 90 degrees clockwise.
- ПЛИ КВАДРАТ**: Located in the lower right quadrant, rotated 90 degrees clockwise.
- 2:4**: Located at the bottom center, with an arrow pointing down.

1:4

1:3

1:5

ВВЕРХУ

ПЛИ КВАДРАТ

2:4

This is a technical drawing of a roof plan. It shows a rectangular area with a diagonal line from the bottom-left corner to the top-right corner. The drawing is oriented with the longer side of the rectangle on the left. The following labels and dimensions are present:

- 1:4**: Located at the top left corner.
- 1:3**: Located on the left side, with an arrow pointing left.
- 1:5**: Located on the right side, with an arrow pointing right.
- ВВЕРХУ**: Located in the upper right quadrant, rotated 90 degrees clockwise.
- ПЛИ КВАДРАТ**: Located in the lower right quadrant, rotated 90 degrees clockwise.
- 2:4**: Located at the bottom center, with an arrow pointing down.

1:4

1:3

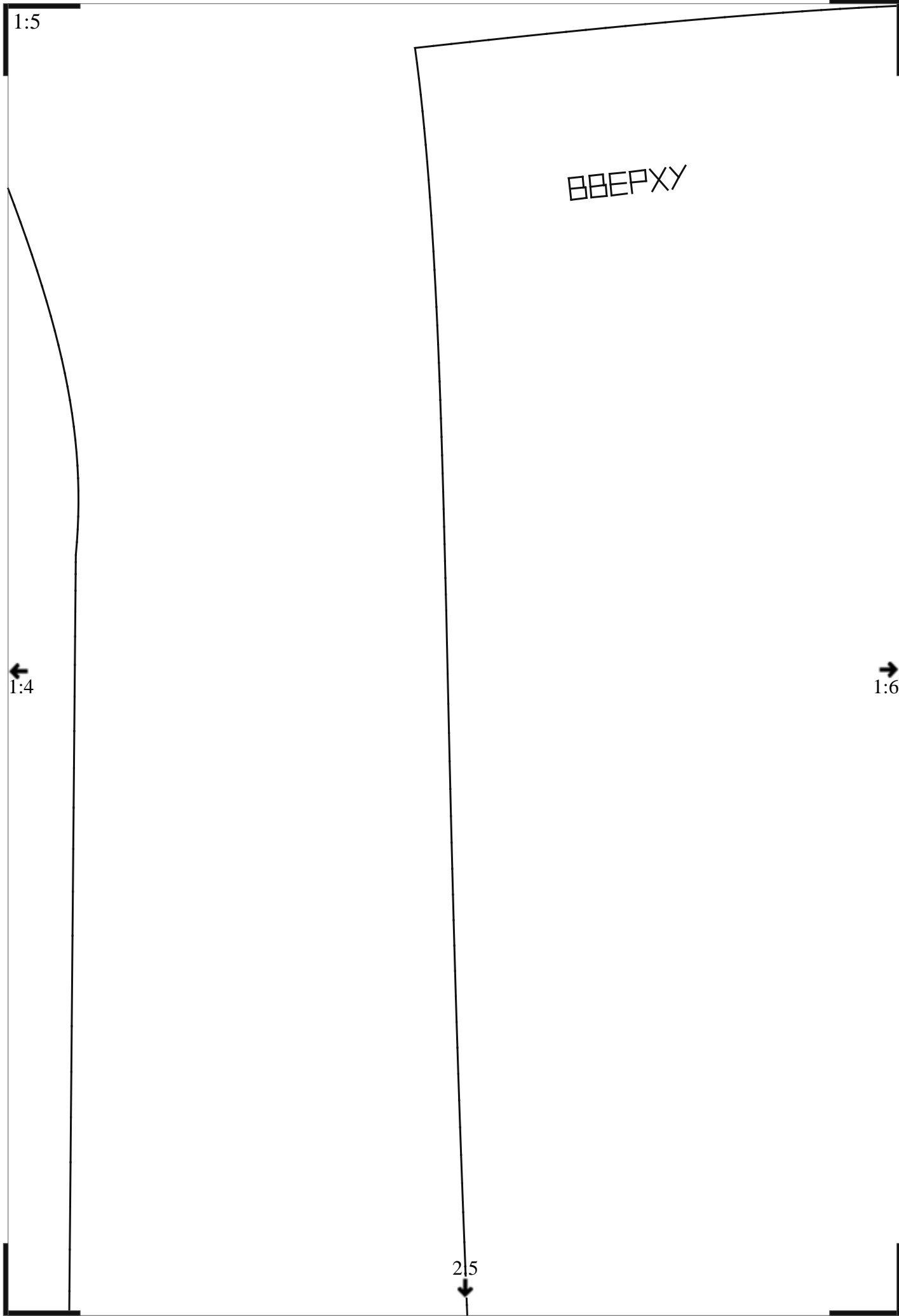
1:5

2:4

ВВЕРХУ

ПЛИ КВАДРАТ

↓




1:6

←
1:5

ЛИНИЯ СЕРЕДИНЫ ПЕРЕДА СГИБ ДОЛЕВАЯ НИТЬ

2:6
↓



The diagram illustrates a rectangular domain divided into four quadrants by a vertical line and a diagonal line. The quadrants are labeled with ratios: top-left is 2:2, top-right is 1:2, bottom-left is 2:1, and bottom-right is 3:2. Arrows point from the center towards each quadrant. The top-left and bottom-right corners are marked with thick black L-shaped lines.

1.2
↑

5:4
↓

The diagram shows a rectangular domain divided into four quadrants by a vertical line and a diagonal line. The quadrants are labeled with ratios: top-left is 2:2, top-right is 1:2, bottom-left is 2:1, and bottom-right is 2:3. Arrows point from the center towards each quadrant. A small square is located in the bottom-left quadrant.

2:2

1:2

2:1

3:2

2:3

2:2

1:2

2:1

3:2

2:3

2:2

1:2

2:1

3:2

2:3

2:3

1:3



2:2

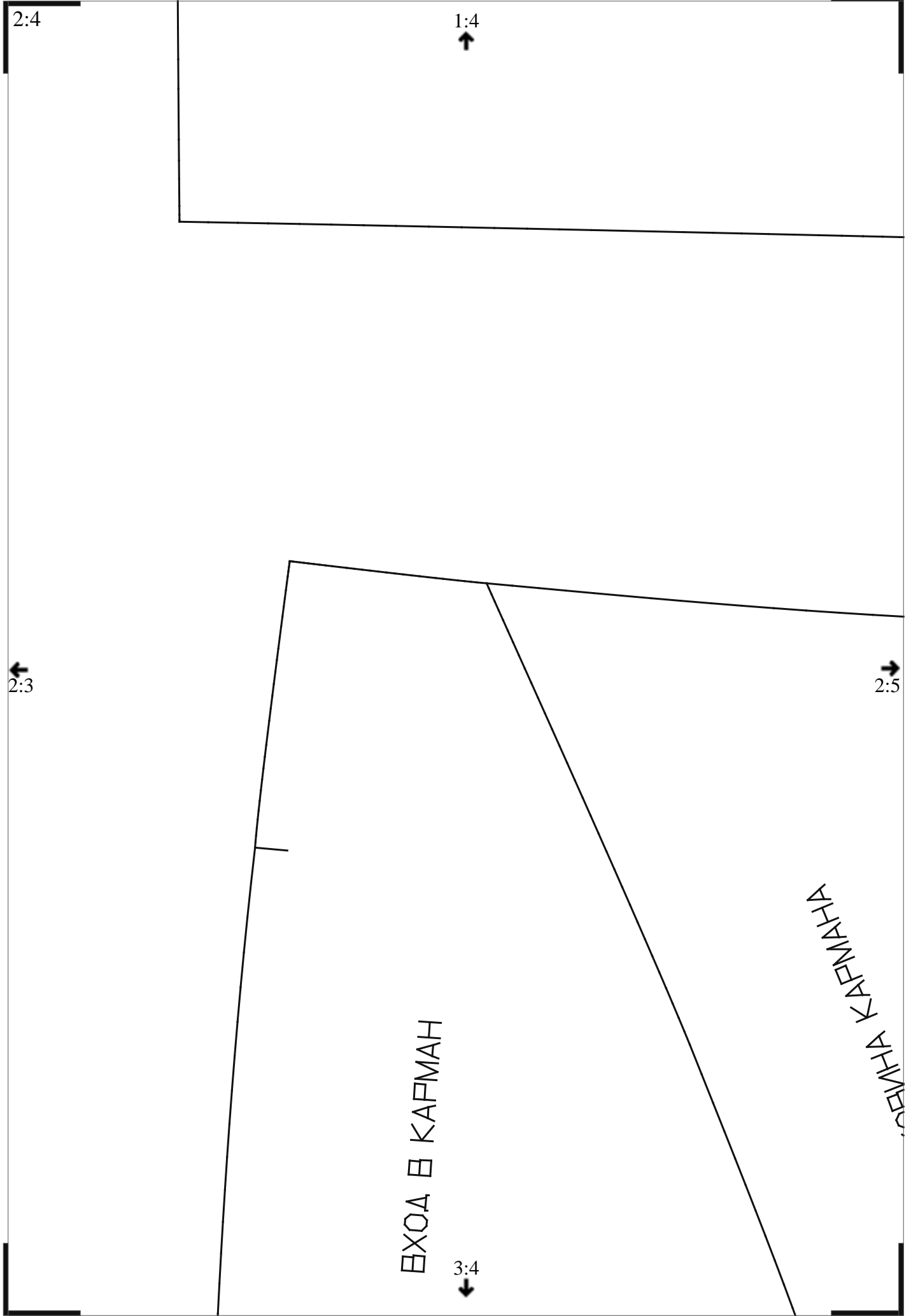


2:4



3:3





1:4
↑

2:4

←
2:3

→
2:5

ВХОД В КАФЕ

3:4
↓

АТЛАНТИКА АННОВ

2:5

1:5

КУЛИ

←
2:4

→
2:6

3:5
↓

МЕШКО

2:6

1:6




KA

2:5



3:6





3:2

2:2



3:1



3:3

4:2



3:3

2:3



3:2

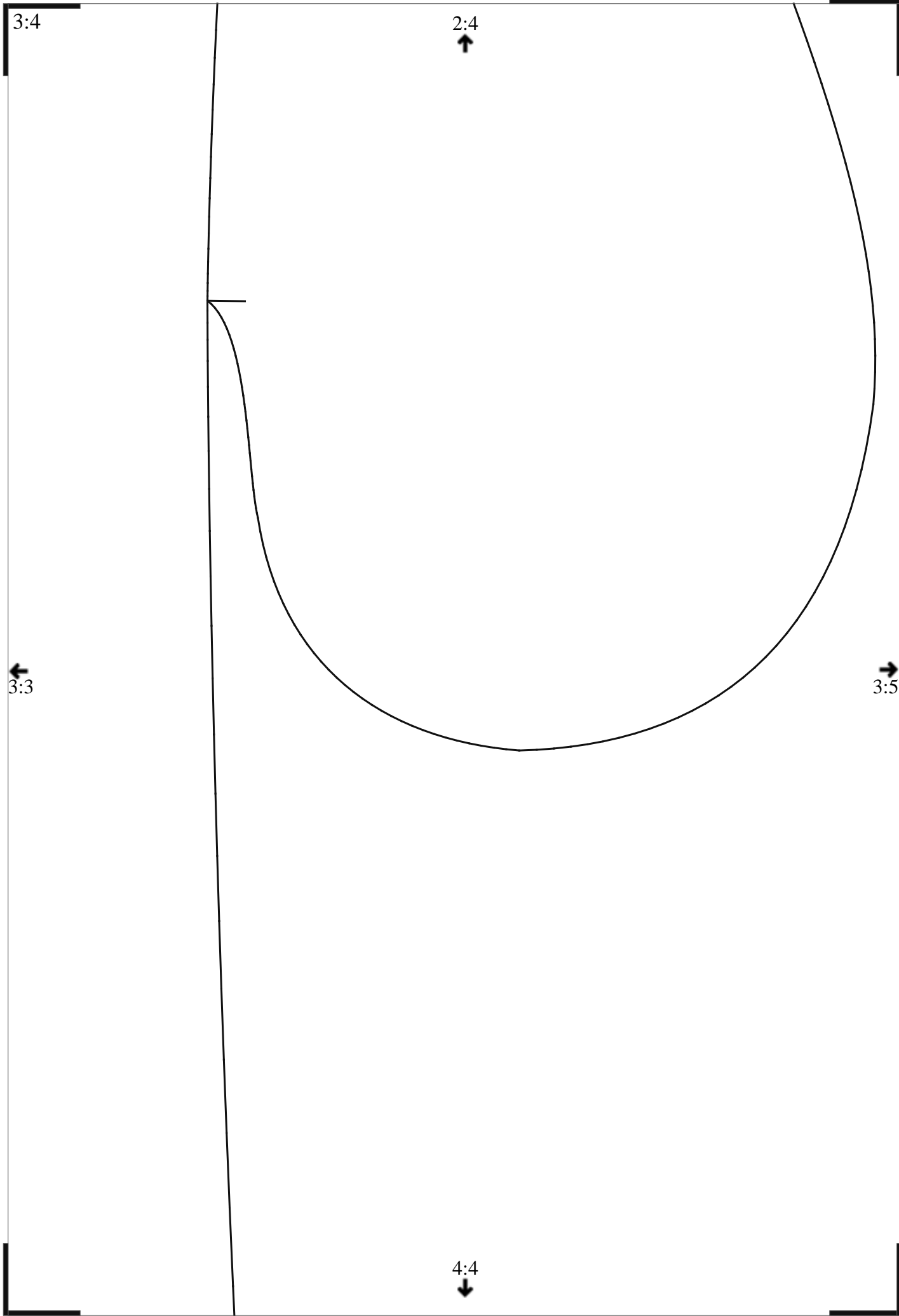


3:4



4:3





3:5

2:5

3:4

3:6

ДОЛЕВАЯ НИТЬ

НИТЯ СЕРЕДИНЫ ПЕРЕДА ШОБ

4:5

3:6

2:6



3:5



4:6



4:1

3:1



4:2



ДЛЯ СОВМЕЩ.

5:1



4:2

3:2



ДОЛЕВАЯ НИТЬ



4:1

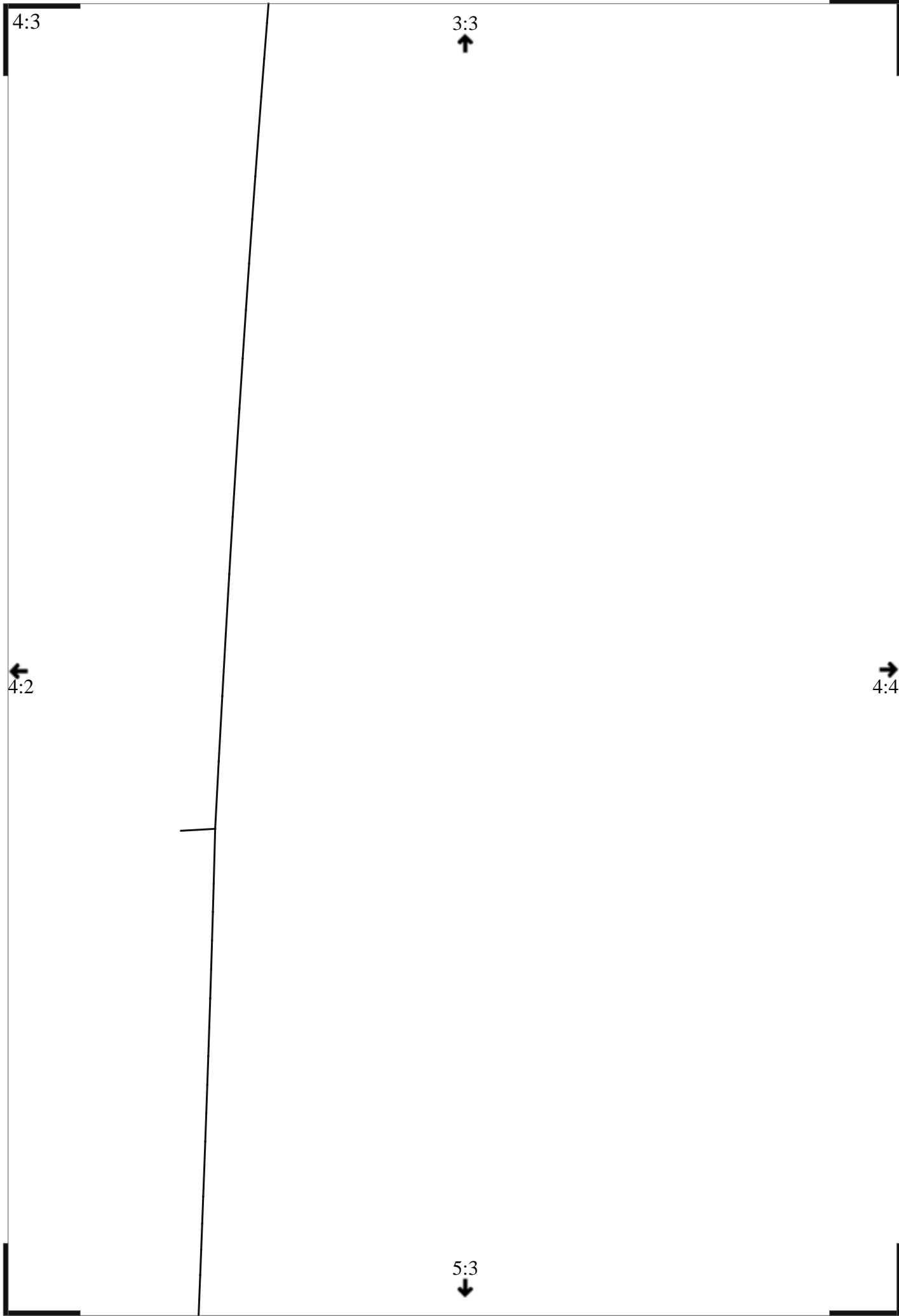


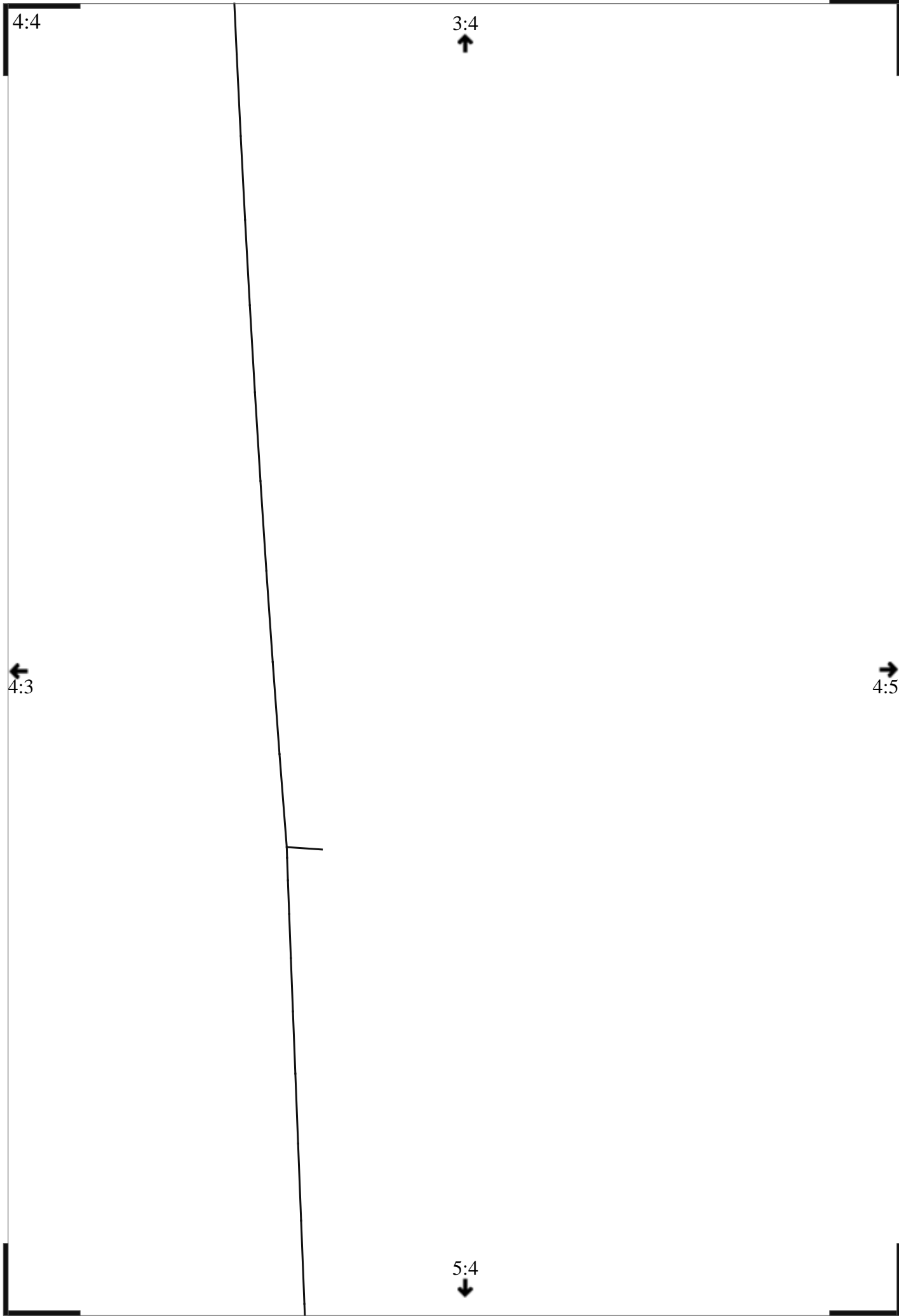
4:3

5:2



ЕНИЯ БУМАЖНЫХ ВЫКРОЕК





4:5

3:5

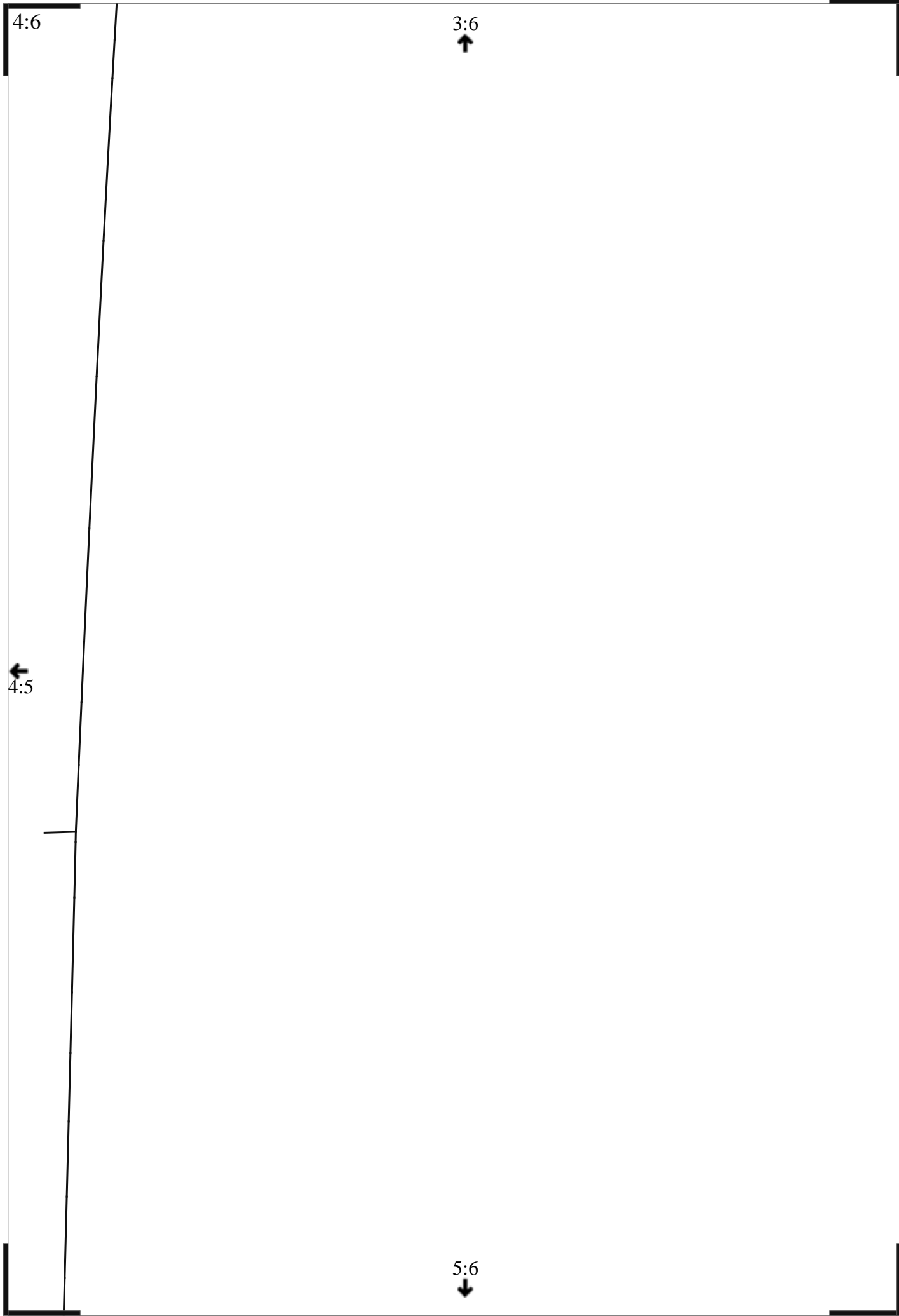


4:4



4:6





4:6

3:6

4:5

5:6

5:1

4:1



→
5:2

6:1



5:2

4:2



ЛИНИЯ СОВМЕЩЕНИЯ



5:1



5:3



6:2



5:3

4:3



5:2



5:4

6:3



5:4

4:4



5:3

6:4



5:6

4:6



6:6



6:1

5:1



→
6:2

6:2

5:2



←
6:1

→
6:3

6:3

5:3



←
6:2

→
6:4

6:4

5:4



6:3



6:5

6:5

КУЛИСКА

←
6:4

→
6:6

6:6

5:6



6:5